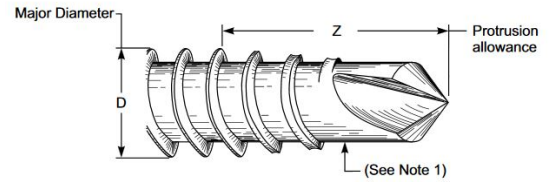
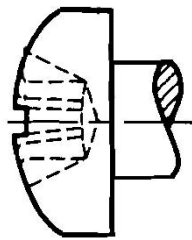
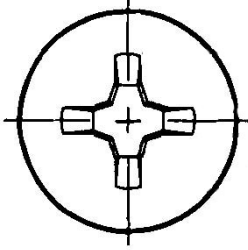


Pan Head - Type I (Phillips) - Self-drilling Screw - Type BSD, Style 2 Point



Typical Self-Drilling Tapping Screw Point

THREAD DATA		
Size: #8	Threads per in.: 18	Thread Class or Type: BSD
Major Diameter: 0.1660 - 0.1590	Standard: ASME B18.6.3-2013	
DIMENSIONAL DATA		
Type: Pan Head - Type I (Phillips) - Self-drilling Screw - Type BSD, Style 2 Point	Standard: IFI - 113	Nominal Diameter: 0.164
A - Head Diameter: 0.322 - 0.306	H - Head Height: 0.115 - 0.105	Driver Size: 2
Penetration Depth: 0.097 - 0.071	Wobble: 12°	M - Ref. Recess Dim.: 0.175
Z - Min. Point Protrusion: 0.211	L - Minimum Practical Length: 3/8	L - Length: 1/2
Length Tolerance: ± 0.03		
PHYSICAL REQUIREMENTS		
Nominal: 0.164	Standard: IFI - 113/SAE J78 / ASTM C1513	Typical Materials: carbon steel: 1018-1022
Test Plate Thickness in.: 0.060 - 0.064	Torsional Strength, Min. (in.lbf): 42	Core Hardness: HRC 32 - 40
Case Hardness: HRC 52 - 58	Case Depth (in.): .009-.004	Ductility Test Angle: 5°
Axial Test Load +/- 5% (0.0003 in. max. finish): 30	Axial Test Load +/- 5% (over 0.0003 in. finish): 35	Max. time to drill & form thread (seconds): 3
Test Drill Speed (RPM): 1800 - 2500	Straightness Factor: N/A	
FINISH DATA		
Finish: Zinc & Clear, non-hexavalent/Cr(VI) free - .0001" / 3µm	K factor (ref. DIN 946): 0.22	Standard: ASTM F1941/F1941M-2016, Fe/Zn 3AN

¹ These torque values are based on K factors determined using DIN 946, tightening tension of 75% of the yield strength, and the calculation formula T=KDP. These values are advisory only. The torque for assembling critical joints should be determined and/or verified through actual experimentation by the user. The IFI is not responsible for any losses or claims resulting from the use of these values.² Calculated Pretension is equal to 75% of the bolt's yield strength achieved when using the indicated Tightening Torque.

